


How to Make Portable Puppet Stages in Five Easier-Than-the-Bottle-Puppet Steps

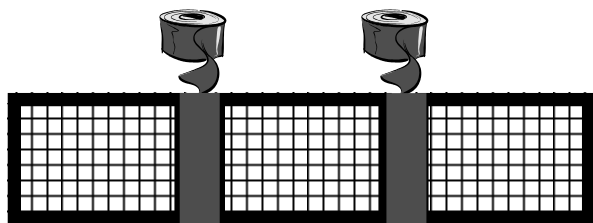
By Amanda AF Garrison and Jonathan Nichols of CALS Dee Brown Library

afreeman@cal.s.org / jonathann@cal.s.org

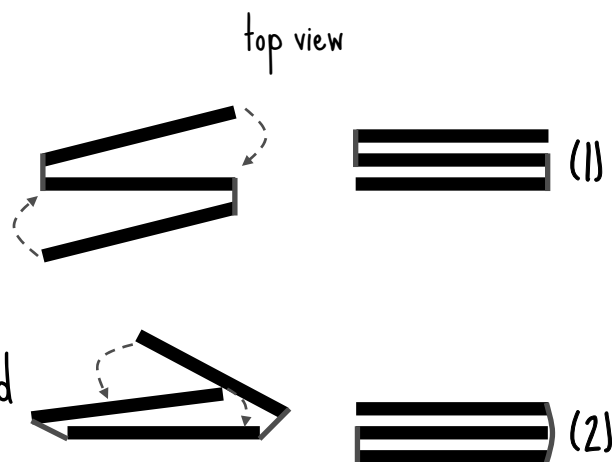
1. Acquire three plastic-framed window screens.



2. Make hinges by taping the screens together with electrical tape (for pliability). Wrap tape around the hinges several times (for durability).



3. Make sure there is enough space between your screens that when you fold them over, they will lay flat. (You can attach your screens in two ways. (1) One of the outside pieces can fold forward and the other back, or (2) one side can fold, then the other can fold over it.)



4. Get some fancy fabric and attach it to your stage with hot glue.



5. Perform spectacular puppet shows anywhere you want!

