







# Tips for Fantastic Puppet Shows

By Amanda AF Garrison and Jonathan Nichols of CALS Dee Brown Library

[afreeman@cal.s.org](mailto:afreeman@cal.s.org) / [jonathann@cal.s.org](mailto:jonathann@cal.s.org)

-  Choose a funny book or story to adapt into a puppet script. If it doesn't make you laugh, it won't make anyone else laugh either (unless they're laughing at your misfortune).
-  If the story you want to adapt doesn't have main characters, make your signature puppet (or puppets) tell the story.
-  Puppets don't always have to tell stories correctly, which can cause random fits of giggles from your audience. Make sure at least one puppet knows the real story, though, so you don't ruin one of your favorites. It helps if one puppet is zany while the other is a little more serious, with the latter guiding the story as best as he can.
-  The sillier the better, and that goes for stories, characters and voices, too. Don't be discouraged if you're not the master of voices, choose a voice that you feel comfortable doing and that fits well with your puppet. You don't want a mouse with a loud, booming voice or an elephant with a tiny, squeaky voice.
-  If you use props to help tell the story, be sure to over exaggerate them... they are for puppets to use after all. (Note: All puppets look good in oversized novelty sunglasses.)
-  Last, but certainly not least, practice! Go through the script over and over until you almost don't even need to use it anymore. PRACTICE, PRACTICE, PRACTICE!